

Instructions for candidates for online process of B.Ed Counselling

1) Visit the admissions portal at “admissions.hpushimla.in”.



← → ↻ <https://admissions.hpushimla.in>

 **Himachal Pradesh University**
Established : 1970

[DOWNLOAD ADMIT CARD](#) | [CANDIDATE ACTIVITY](#) | [Forgot](#)

UnderGraduate
• B.Tech (CSE/

Ph.D.

Other
• UPSC Civil Se

[Corrigendum Dean of Studies](#)
[Press Note regarding B.Ed. 2019](#)
[Prospectus \(MBBS/BDS 2019\)](#)

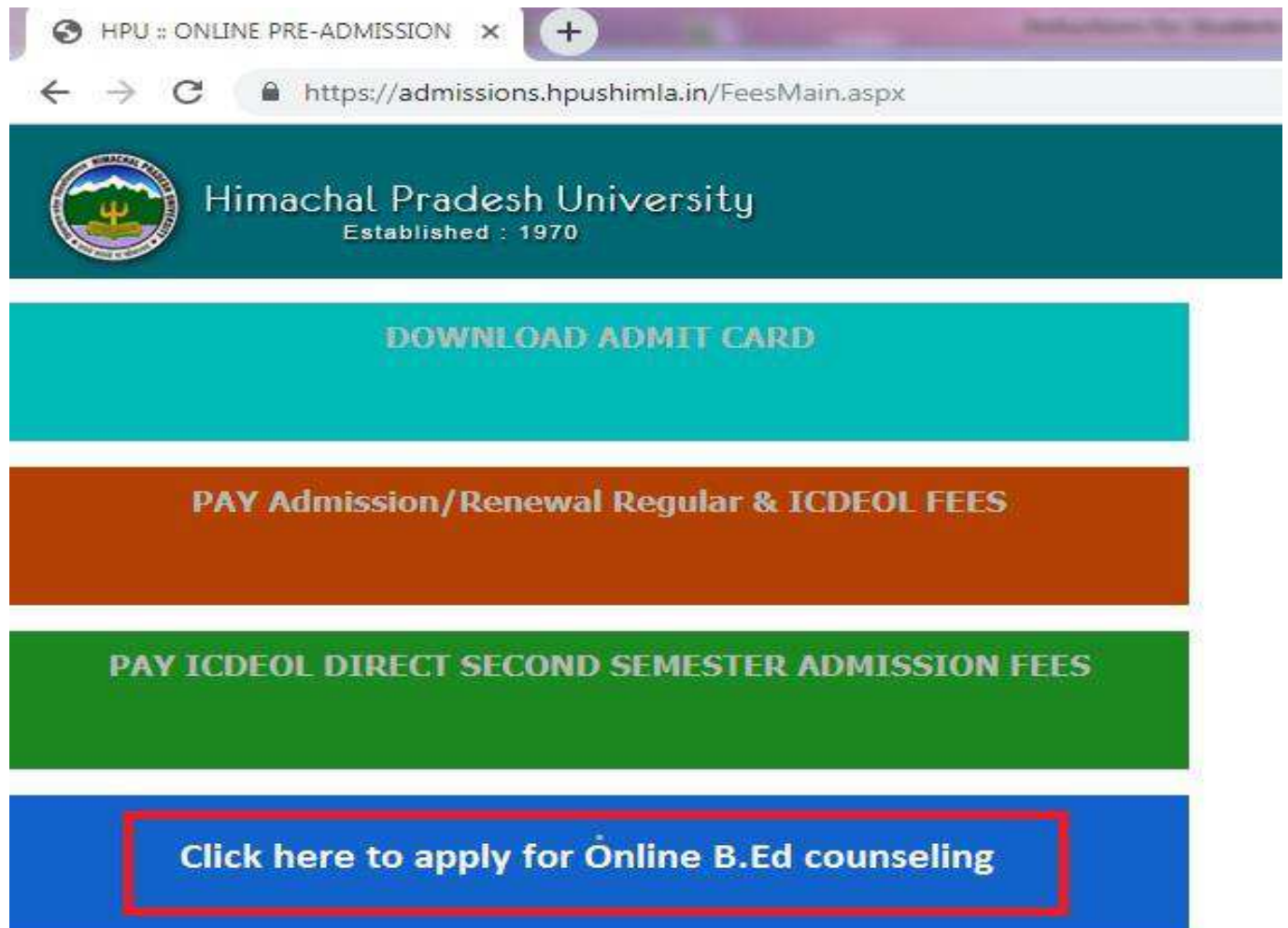
2) Go to “**candidate activity**” page from the navigation menu.



UnderGraduate
B.E./IT) - Lateral Entry


PostGraduate
M.Sc Microbiology

3) Click on the link “**Apply for B.Ed online counselling**”.



HPU :: ONLINE PRE-ADMISSION x

https://admissions.hpushimla.in/FeesMain.aspx

 **Himachal Pradesh University**
Established : 1970

DOWNLOAD ADMIT CARD

PAY Admission/Renewal Regular & ICDEOL FEES

PAY ICDEOL DIRECT SECOND SEMESTER ADMISSION FEES

Click here to apply for Online B.Ed counseling

4) Login in to Candidate portal with your Registration number and password (User ID / Password assigned for entrance test).

Welcome to Online Couseling System for B.Ed candidates

User Id :

Password :

What is ?

13 + 31


Login

Don't Have a Candidate Account ?

[Click Here For New Registration](#)

5) Click on **I agree to Accept All above terms & conditions** checkbox and you will be redirected to the Personal Information page –

Note : No editing is allowed in Personal Information page.



Himachal Pradesh University
Established : 1970

Help | Logout
Welcome AAKRITI

Personal Information | Education & Document Details | Application Summary | Payment | Submit Application Form

Steps for Registration

1. Personal Information
2. Education & Document Details
3. Application Summary
4. Payment
5. Submit Application Form

Step [1/5] : Personal Information

Fields marked * are mandatory.

Name of the Course : B.Ed
पाठ्यक्रम का नाम

Name(IN CAPITAL LETTERS) as per Matric certificate : AAKRITI
नाम (मैट्रिक सर्टिफिकेट के अनुसार)

Father's Name (As per Matric certificate) : GIAN THAKUR
पिता का नाम (मैट्रिक सर्टिफिकेट के अनुसार)

Mother's Name : MEENA THAKUR
माँ का नाम

Examination Centre for Entrance Test : SOLAN
प्रवेश परीक्षा के लिए परीक्षा केन्द्र

Address for Correspondence (IN CAPITAL LETTERS) : VILL GADHON PO SUBATHU DISTT SOLAN HP 173206
पत्रव्यवहार हेतु पता

Mobile No. : 9805122438
मोबाइल नंबर

Same as Correspondence Address

Permanent Home Address (IN CAPITAL LETTERS) : VILL GADHON PO SUBATHU DISTT SOLAN HP 173206
स्थायी घर का पता

Email-Id : thakuraku922@gmail.com
ईमेल-आईडी

Date of Birth : 05/08/1999 * Age as on 1st July of 2019: 19 yrs. 11 Months
जन्म की तारीख

Aadhaar No. : 812775136899
आधार संख्या

High School (Matric) Mark-Sheet No. : 1957324
हाई स्कूल (मैट्रिक) अंक तालिका संख्या

6) A counselling fee of Rs. 500 will be charged from the students.

Step [4/5] :Payment

Choose Payment Mode : Online
भुगतान विकल्प चुनें :

Name of the Course : **Admission Processing Fee**
पाठ्यक्रम का नाम :

Details of Fee Deposited : **500.00**
शुल्क का विवरण जमा :

CONTINUE FOR PAYMENT

Payment History

Click on “Continue for Payment” button –

Choose Your Payment Gateway to pay...

While making the payment it is advised that do not press back button or do not refresh from the browser, keyboard or do not close the browser until get response from bank site to our website .

भुगतान करते समय यह सलाह दी जाती है कि बैंक साइट से हमारी वेबसाइट पर वापस न आने तक कोई भी बटन न दबाएं या फिर रीफ्रेश न करें

Please note that Maximum limit of payment transactions per/single card(Debit/Credit) for 24 hrs should not exceed 8 attempts.

कृपया ध्यान दें कि प्रति कार्ड (डेबिट / क्रेडिट) भुगतान लेनदेन की अधिकतम सीमा 24 घंटे में 8 प्रयासों से अधिक नहीं होनी चाहिए।

Please Fill Refund Bank Detail (Money will be Refunded in case of money deducted but Payment status failure)

Account Holder Name :

Bank Name :

Account Number :

IFSC Code :



HDFC Bank





SBI Bank


CONTINUE FOR PAYMENT


You will be redirected to the payment gateway. You can make payment via Net Banking, Credit Card and Debit card –


Billing Information




 Amount
Rs. 500.00


 Order No
370245


 Merchant
www.admissions.hpshimla.in/


 Website
www.admissions.hpshimla.in/

 OTHER BANK CREDIT CARD


  

 Card Number

 Name on Card

Month Year CVV 

Enter the characters visible in the box below

Enter code 

Note: In the next step you will be redirected to your bank's website to verify yourself.

PAY NOW

- 7) **Candidates have to select their colleges.** A district-wise grid list of all colleges will show up and candidates have to select colleges as per their preference. Candidates can select a minimum of 1 or a maximum of 10 colleges only. To add a new college to the list, click on **ADD New College** button.

Personal Information Admission Processing fee College Selection Set College Preference

Application Summary

Note: A district-wise grid list of all colleges will show up and candidates have to select colleges as per their preference. Candidates can select minimum of 1 or a maximum of 10 colleges only.

S.No.	District	College	DELETE
1	<input type="text" value="Chamba"/>	<input type="text" value="Chamba Millenium B.Ed. College(Mugla Harc"/>	<input type="button" value="x"/>
2	<input type="text" value="Bilaspur"/>	<input type="text" value="Adarsh College of Education(P.O. Ajouli, Dist"/>	<input type="button" value="x"/>
3	<input type="text" value="Chamba"/>	<input type="text" value="Priyadarshini College of Education(Hardaspu"/>	<input type="button" value="x"/>

ADD NEW College

UPDATE NEXT

8) Out of the selected colleges, candidates have to enter the preferences from 1 to 10.

Candidates can make/select their choices as per the schedule. No changes/modifications will be allowed after the expiration of the given period and the preferences selected by candidates will be considered as final data.

College Preferences

S.No.	College Name	Preference Number
1	Department of Education, H.P.University	<input type="text"/>
2	Govt. College of Teacher Education	<input type="text"/>
3	Adarsh College of Education	<input type="text"/>
4	Gurukul College of Education	<input type="text"/>
5	Shiva College of Education	<input type="text"/>
6	Chamba Millenium B.Ed. College	<input type="text"/>
7	Priyadarshini College of Education	<input type="text"/>
8	Dawarka Dass Memorial Sai College of Education	<input type="text"/>
9	Deen Dayal Upadhaya B. Ed. College	<input type="text"/>
10	Hamirpur College of Education	<input type="text"/>
11	Nalanda College of Education	<input type="text"/>

If a candidate wants to select Hamirpur college of Education as his first preference, he/she needs to enter the value **1** in the corresponding text box.

If a candidate wants to select Nalanda College of Education as his 6th preference, he/she needs to enter the value **6** in the text box corresponding to it.

Similarly, candidates have to mark all the selected colleges as per their preference.

9) Final printout and application summary-



HIMACHAL PRADESH UNIVERSITY, SHIMLA - 171005.

Online Counseling Application Form of B.Ed for Session 2019-2020

1. Name of the Course :

2. Name

3. Father's Name :

4. Mother's Name :

5. Examination Center for Entrance Test :

6. Address for Correspondence (IN CAPITAL LETTERS) :

7. Mobile No.

8. Permanent Home Address (IN CAPITAL LETTERS) :

9. Email-Id :

10. Aadhaar No. :

IMAGE

10) Colleges will be allotted to these candidates based on merit list/rank and preferences selected by the candidate.

11) Candidates who want to join the allotted college:-

- i) Need to visit the allotted college for verification of their original documents within given time period as per schedule. The candidates are required to take printout of online application form along with allotted college letter (generated on candidate portal) before visiting the allotted college.**
 - ii) Once verified, candidates will be allowed to pay their admission fee through the online fee payment portal of H.P University within given time period as per schedule. The payment receipt is to be submitted at allotted college by the candidate for further necessary action.**
-

12) If you still need to change the selected colleges and their respective preferences then follow the steps given below :-

- i) Go to College Selection page and remove the particular college.**
- ii) Then add new college as per your choice and click update button.**
- iii) Then go to Set College Preference page and enter the preference number for the selected college and click the update button.**
- iv) Take the Online Application Form Print out for further reference.**

Candidates can make/select their choices as per the schedule. No changes/modifications will be allowed after the expiration of the given period and the preferences selected by candidates will be considered as final data.

13) Fee payment portal can be accessed from the “admissions.hpushimla.in” portal, by clicking on the link “Pay admission fees” under “candidate activity” page.



← → ↻ <https://admissions.hpushimla.in/FeesMain.aspx>

 **Himachal Pradesh University**
Established : 1970

DOWNLOAD ADMIT CARD

PAY Admission/Renewal Regular & ICDEOL FEES


PAY ICDEOL DIRECT SECOND SEMESTER ADMISSION FEES

PAY B.ED ADMISSION FEES

14) If a student has already gone through the process of document verification and online payment of admission fees, **and needs to change/shift to another college-**

i) The Candidate has to login to the counselling portal.

ii) Click on the upgrade button, and the candidate will be allowed to attend the second round of counselling. This process has to be done within the given time as per schedule.



Himachal Pradesh University
Established : 1970

Welcome BHUPENDER KUMAR
Logout

Candidate Portal

Name : ABC Father's Name : XYZ
Roll No. : 123444 Category Name : General
Date of Birth : 01/01/2000 Programme Name : B.Ed
Stream : Arts
College Alloted : Department of Education, H.P. University, Shimla-5
Do you want to join the alloted college ? : Yes No
Do you want to appear for the next round of counseling ? : Yes No
Do you want to change/upgrade your alloted college ? : Yes No

15) Counselling will be done in three rounds. Candidate will have to select the college preferences again and same process will be repeated for the allotment of colleges.

16) Candidates who have filled their preferences in first and second round of counselling, but did not visited the allocated college for original document verification will be rejected, and not be considered for the third round of counselling.

17) In the Mop Up round the left out candidates will have to visit the university to attend the physical counselling as per schedule.